


### Accessing ALEKS Progress Pie Chart:

All students should sign into ALEKS using their Chromebook. Here are the 5 steps to access your account:

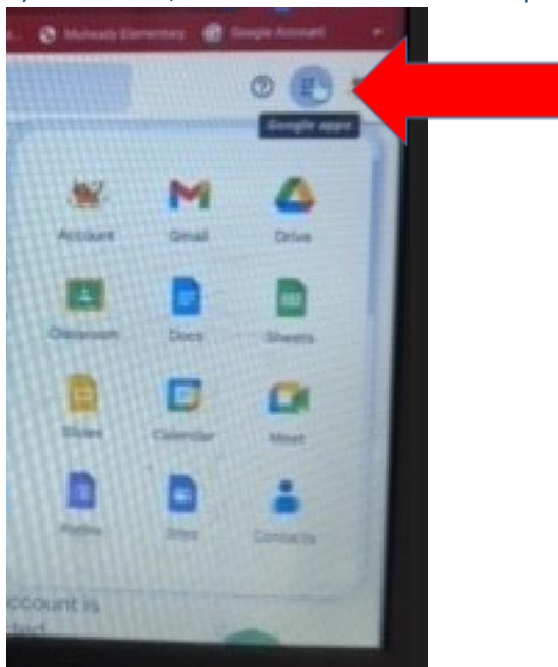
1) Sign In Using Google Chromebook and click on “Google Account”



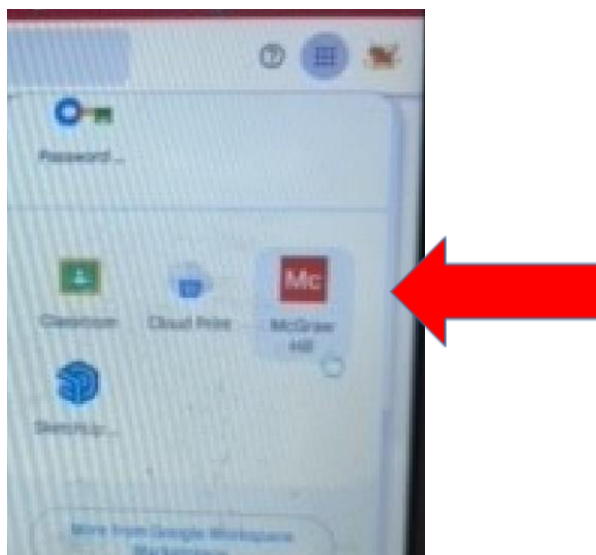
If your account doesn't sign in, remember that to sign into your Chromebook and accounts use:

- First Initial, Middle Initial, Last Name, Year of Graduation (example: amharris2035)
- Use Hp\$ and your lunch code for the 5 numbers (example: Hp\$12345)

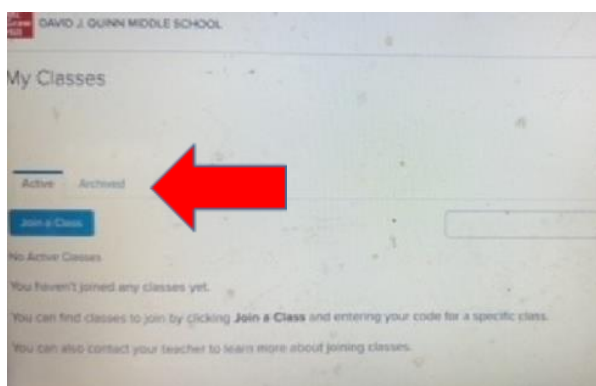
2) Once there, click on the 9 Dot “Waffle” up next to your icon.



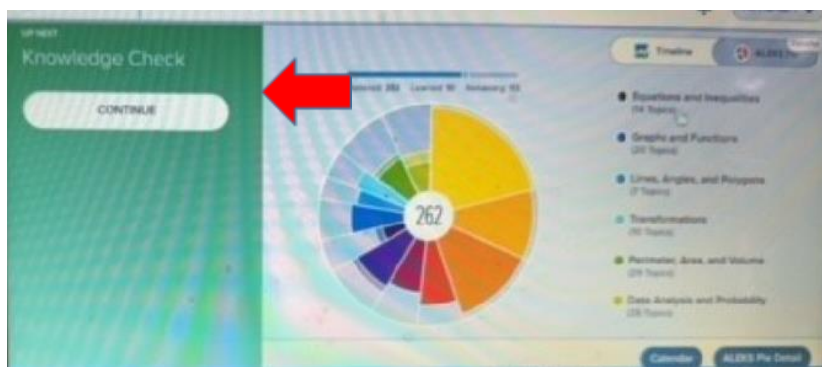
3) Scroll down to find the McGraw Hill Icon (colored red) and select that.



4) You will see “active” or “archived” classes – please click on “Archived” classes.



5) Here you will select either – Continue Knowledge Check or Continue Learning Path!



The above picture shows Continue Knowledge Check, but some may still be in their Learning Path.

This should have you then creating a continuous stream of just what you are “ready to handle skills” in your particular learning pathway.

This is a great opportunity that we have purchased to have our students work at the skills they are “ready to learn” and without the need of a teacher being present. The more time you invest, the more you will find success along your pathway.

If you have any questions or concerns about helping your child access this, please don’t hesitate to email Bob Knittle, our Math Director at [rdknittle@hudson.k12.ma.us](mailto:rdknittle@hudson.k12.ma.us).

Thanks again,

*Robert Knittle (He, Him, His)*

**Mathematics Director K-12**

*Hudson Public Schools*

*Hudson, MA 01749*

[rdknittle@hudson.k12.ma.us](mailto:rdknittle@hudson.k12.ma.us)

Office: 978-567-6100; ext 41133

Cell: 978-875-1492

*“Every Victory Begins With A First Step!”*

